



CITY OF ARANSAS PASS

AGENDA MEMORANDUM

City Council Meeting of March 21, 2022

Date: March 17, 2022

To: Mayor and City Council

From: Sandra Garcia, Director of Finance
sgarcia@aptx.gov

Title: Financial Report for the Month Ending January 2022

PURPOSE: Present Financial Report.

BACKGROUND AND FINDINGS:

Attached to this memorandum are the internal financial statements for January 2022. These interim statements are published by the Aransas Pass Finance Department on a monthly basis. After the Finance Department closes the month, the interim financial statements are prepared.

Financial information included with this memorandum is on the cash basis, they are "Non-GAAP" statements that are prepared directly from the City's accounting system. No monthly adjustments or accruals are included on these interim statements; those types of adjusting entries are posted at the end of the fiscal year. Year-to-date financial information is included for the City's General Fund, along with operating revenues for the Water/Sewer Fund, Harbor Fund, Aquatic Center, Civic Center, and Hotel/Motel Fund.

City of Aransas Pass
Financial Summary Report
Month Ending January 31, 2022

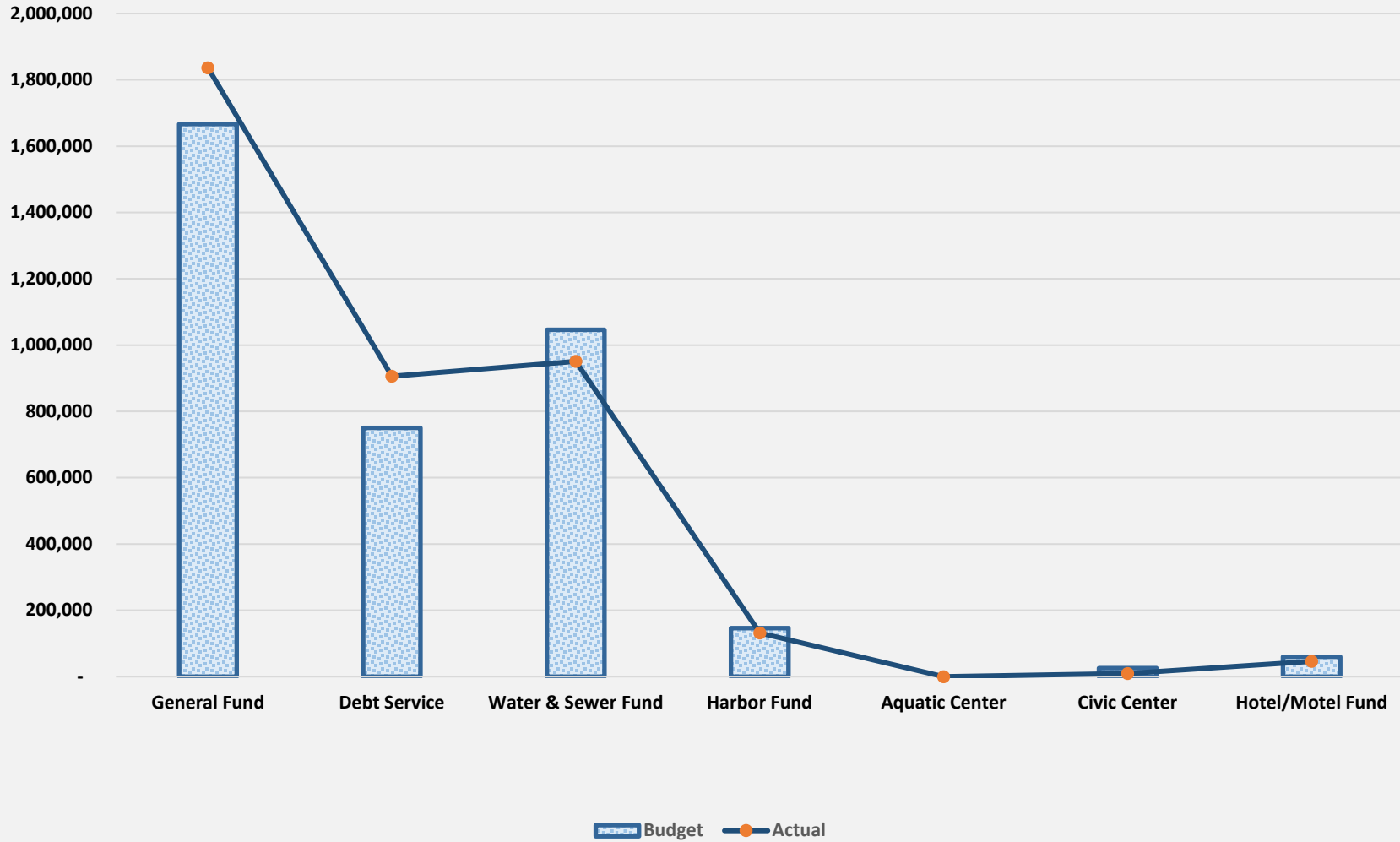
	Budgeted	Actual	Variance	Annual Budget	YTD Actual	Remaining Budget %*
General Fund						
Revenue	1,666,345	1,836,404	170,059	11,104,973	7,298,781	34.27%
Expenditures	954,879	993,655	38,776	11,286,922	5,001,899	55.68%
	<u>711,465</u>	<u>842,748</u>	<u>131,283</u>	<u>(181,949)</u>	<u>2,296,882</u>	
Debt Service Fund						
Revenue	750,063	905,789	155,726	2,340,945	2,230,854	4.70%
Expenditures	1,931,594	2,077,891	146,297	2,342,674	2,078,791	11.26%
	<u>(1,181,531)</u>	<u>(1,172,102)</u>	<u>9,429</u>	<u>(1,729)</u>	<u>152,063</u>	
Water & Sewer Fund						
Revenue	1,046,423	951,084	(95,339)	5,536,009	2,121,616	61.68%
Expenditures	335,311	373,634	38,322	5,009,486	1,362,466	72.80%
	<u>711,112</u>	<u>577,451</u>	<u>(133,661)</u>	<u>526,523</u>	<u>759,151</u>	
Harbor Fund						
Revenue	146,694	131,702	(14,992)	395,370	235,479	40.44%
Expenditures	15,331	8,860	(6,471)	394,918	61,735	84.37%

	Budgeted	Actual	Variance	Annual Budget	YTD Actual	Remaining Budget %*
	131,363	122,842	(8,521)	452	173,744	
Aquatics Center						
Revenue	-	-	-	404,290	-	100.00%
Expenditures	35,413	14,850	(20,564)	409,525	67,567	83.50%
	(35,413)	(14,850)	20,564	(5,235)	(67,567)	
Civic Center						
Revenue	25,708	9,712	(15,996)	308,500	37,603	87.81%
Expenditures	40,064	24,859	(15,204)	391,966	144,769	63.07%
	(14,355)	(15,147)	(792)	(83,466)	(107,166)	
Hotel/Motel Fund						
Revenue	60,000	46,181	(13,819)	240,000	59,466	75.22%
Expenditures	17,833	-	(17,833)	214,000	22,494	89.49%
	42,167	46,181	4,014	26,000	36,972	
Overall						
Revenue	3,695,233	3,880,872	185,639	20,330,087	11,983,799	41.05%
Expenditures	3,330,426	3,493,749	163,323	20,049,491	8,739,721	56.41%
	364,807	387,123	22,316	280,596	3,244,078	

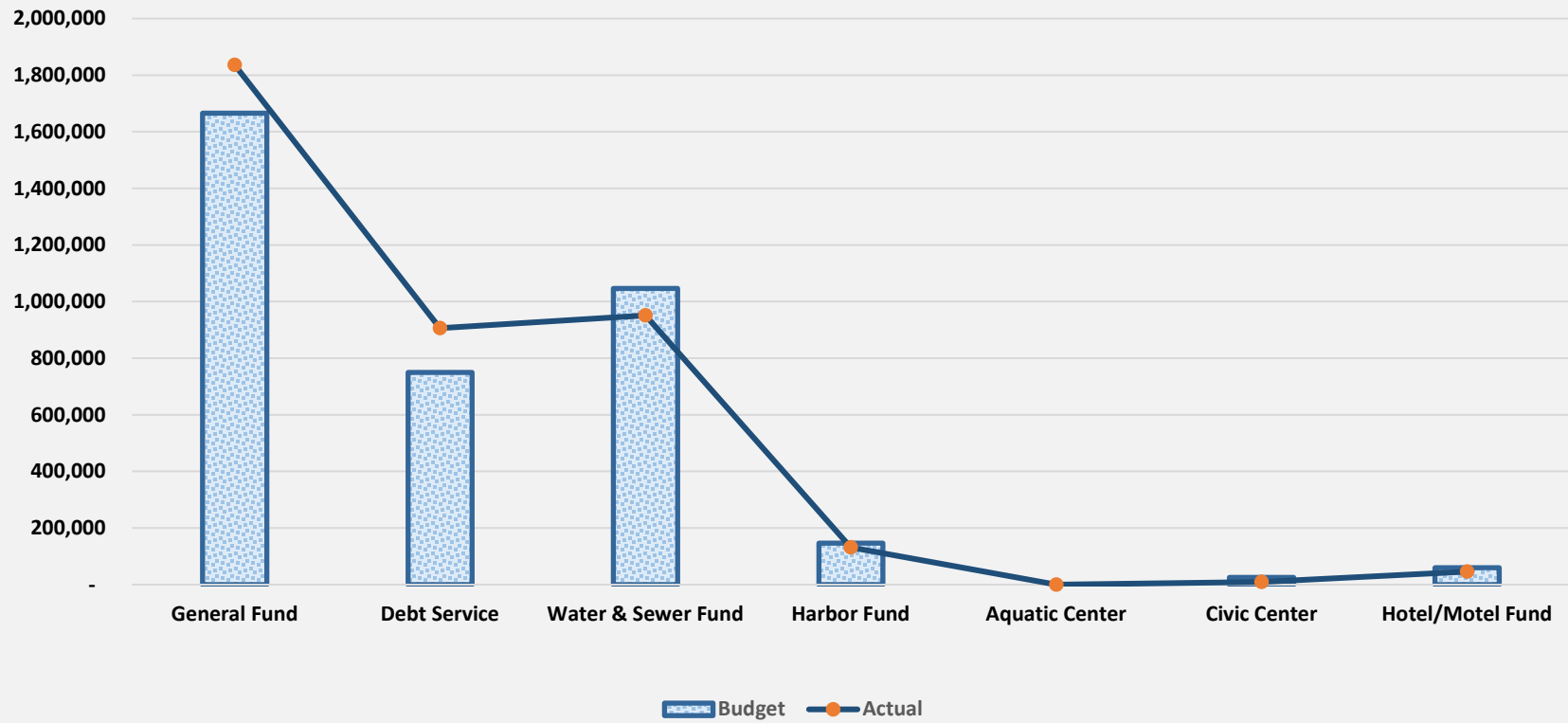
*The remaining budget percent for Revenues should be 66.68% or less to be on track with budgeted revenues.

*The remaining budget percent for Expenditures should be 66.68% or greater to be on track with budgeted expenditures.

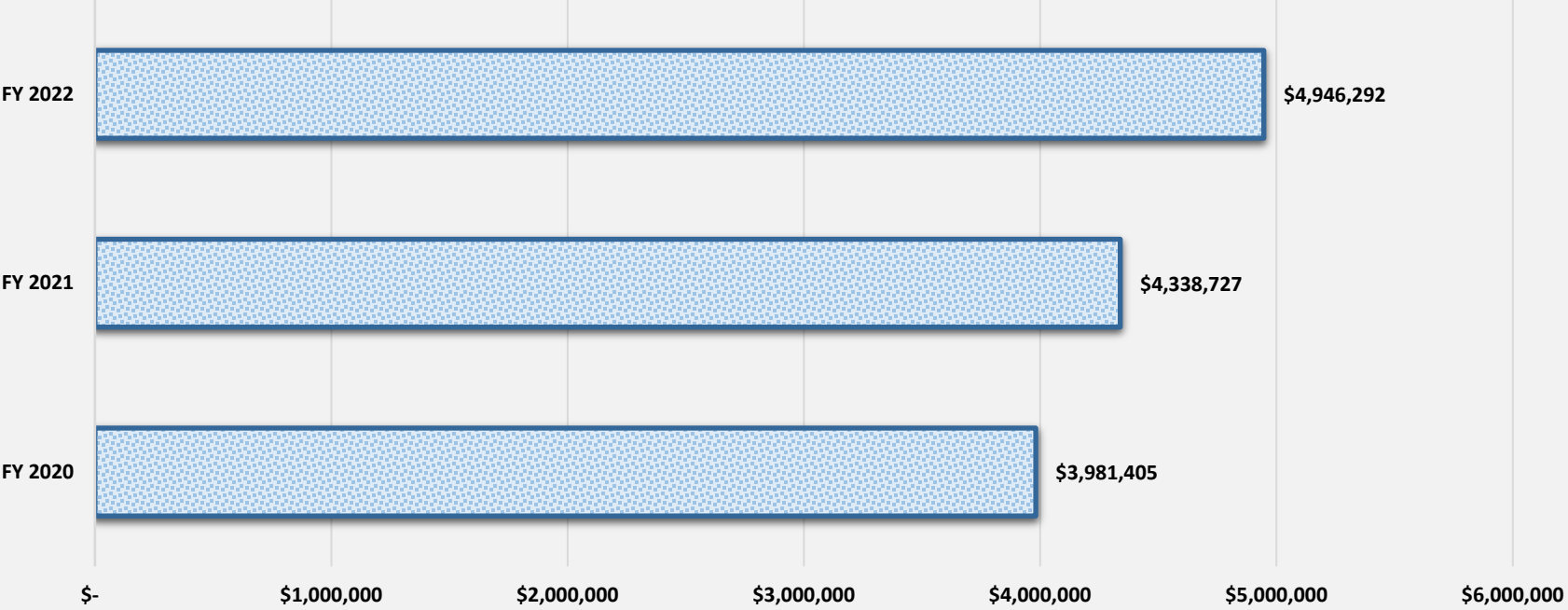
**CITY OF ARANSAS PASS
REVENUES
BUDGET VS ACTUAL
FOR THE MONTH OF JANUARY 2022**



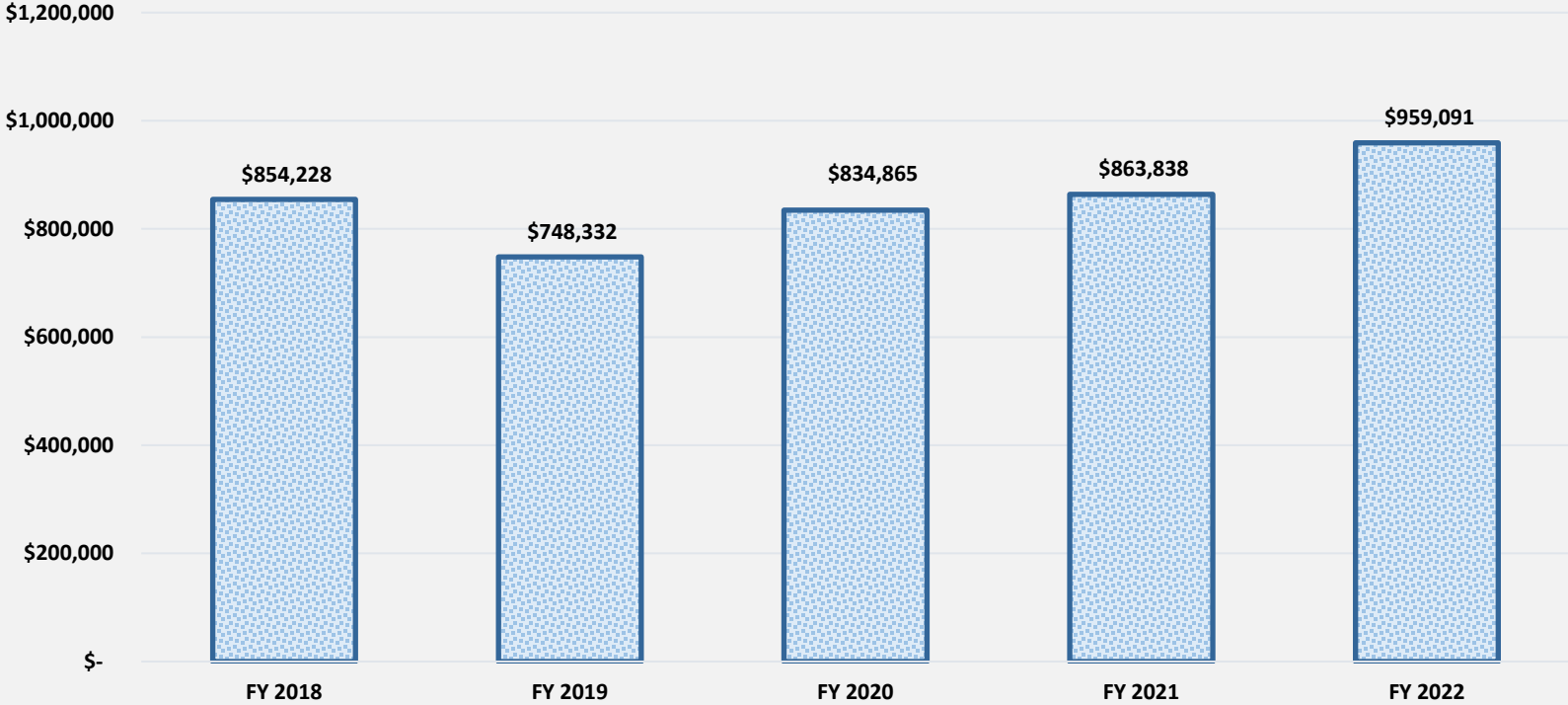
CITY OF ARANSAS PASS
EXPENDITURES
BUDGET VS ACTUAL
FOR THE MONTH OF JANUARY 2022



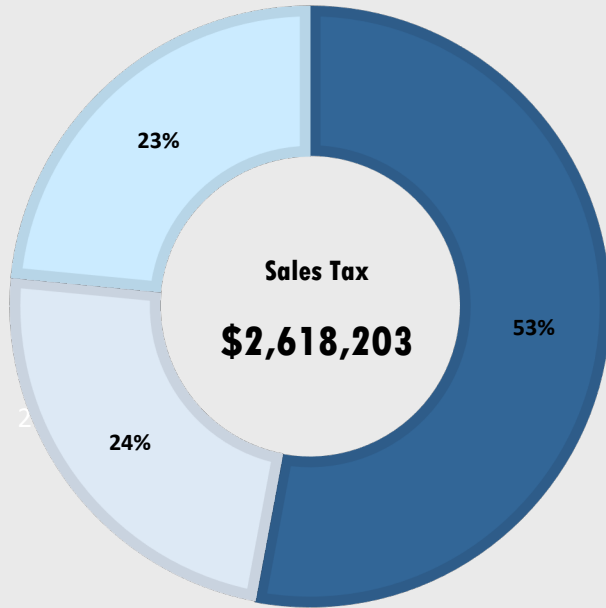
CITY OF ARANSAS PASS
PROPERTY TAX COLLECTED
OCTOBER 1, 2021 - JANUARY 2022



City of Aransas Pass
Sales Tax Collected
October 1, 2021 - January 2022



City of Aransas Pass
Sales Tax Collected
October 31, 2021 - January 2022



City of Aransas Pass
\$ 959,091

MDD
\$ 427,315

CCPD
\$ 425,099

City of Aransas Pass Water Customers Comparison for January

