



# CITY OF ARANSAS PASS

## AGENDA MEMORANDUM

City Council Meeting of February 15, 2021

Date: February 8, 2021, 2021

To: Mayor and City Council

From: Sandra Garcia, Director of Finance  
sgarcia@aptx.gov

---

Title: Financial Report for the Month Ending December 31, 2020

---

**PURPOSE:** Present Financial Report.

**BACKGROUND AND FINDINGS:**

**General Fund**

Actual revenues were greater than budgeted for the month. Expenditures came in under budget for the month; for the month, revenues exceeded expenditures by \$1,374,603.

**Debt Service Fund**

Actual revenues were greater than budgeted for the month. This fund had not expenditures for the month. Bond payments are not due until February 1, 2021.

**Water & Sewer Fund**

Actual revenues were greater than budgeted for the month. Expenditures came in over budget for the month; for the month, revenues exceeded expenditures by \$60,098.

**Harbor**

Actual revenues were greater than budgeted for the month. Expenditures came in under budget for the month; for the month, expenditures exceeded revenues by \$107,584.

**Aquatic Center**

There were no revenues for the month. The AQ Center is not operational during this time of the year. Expenditures came in under budget for the month; for the month, expenditures exceeded revenues by \$15,009.

**Civic Center**

Actual revenues were significantly less than budgeted for the month. Expenditures came in under budget for the month; for the month, expenditures exceeded revenues by \$11,453.

**Hotel/Motel Fund**

Actual revenues and expenditures came were greater than budgeted for the month; for the month, expenditures exceeded revenues by \$3,311.

**Overall**

Actual revenues were more significant than budgeted for the month. Expenditures came in under budget for the month; for the month, revenues exceeded expenditures by \$2,228,229.

**City of Aransas Pass  
Financial Report  
Month The Ending December 2020**

	<u>Current Budgeted</u>	<u>Current Actual</u>	<u>Annual Budget</u>	<u>YTD Actual</u>	<u>Remaining Budget %*</u>
<b><u>General Fund</u></b>					
Revenue	2,082,100	2,187,399	10,853,945	3,883,760	64.22%
Expenditures	838,050	812,796	10,881,011	2,704,678	75.14%
	<u>1,244,050</u>	<u>1,374,603</u>	<u>(27,066)</u>	<u>1,179,083</u>	
<b><u>Debt Service Fund</u></b>					
Revenue	664,713	715,718	1,959,489	1,052,160	46.30%
Expenditures	-	-	2,183,888	-	100.00%
	<u>664,713</u>	<u>715,718</u>	<u>(224,399)</u>	<u>1,052,160</u>	
<b><u>Water &amp; Sewer Fund</u></b>					
Revenue	352,875	409,982	4,698,113	1,261,987	73.14%
Expenditures	316,530	349,884	4,610,964	955,741	79.27%
	<u>36,345</u>	<u>60,098</u>	<u>87,149</u>	<u>306,247</u>	
<b><u>Harbor Fund</u></b>					
Revenue	108,000	119,556	353,699	174,800	50.58%
Expenditures	23,081	11,972	352,869	48,476	86.26%
	<u>84,919</u>	<u>107,584</u>	<u>830</u>	<u>126,324</u>	
<b><u>Aquatics Center</u></b>					
Revenue	-	-	374,279	-	100.00%
Expenditures	16,503	15,009	374,279	44,495	88.11%
	<u>(16,503)</u>	<u>(15,009)</u>	<u>-</u>	<u>(44,495)</u>	
<b><u>Civic Center</u></b>					
Revenue	12,962	5,996	395,540	11,175	97.17%
Expenditures	29,618	17,449	395,537	91,354	76.90%
	<u>(16,656)</u>	<u>(11,453)</u>	<u>3</u>	<u>(80,179)</u>	
<b><u>Hotel/Motel Fund</u></b>					
Revenue	83	9	201,000	1,336	99.34%
Expenditures	1,850	3,320	209,000	63,238	69.74%
	<u>(1,767)</u>	<u>(3,311)</u>	<u>(8,000)</u>	<u>(61,901)</u>	
<b><u>Overall</u></b>					
Revenue	3,220,733	3,438,660	18,836,065	6,385,219	66.10%
Expenditures	1,225,631	1,210,431	19,007,548	3,907,981	79.44%
	<u>1,995,102</u>	<u>2,228,229</u>	<u>(171,483)</u>	<u>2,477,238</u>	

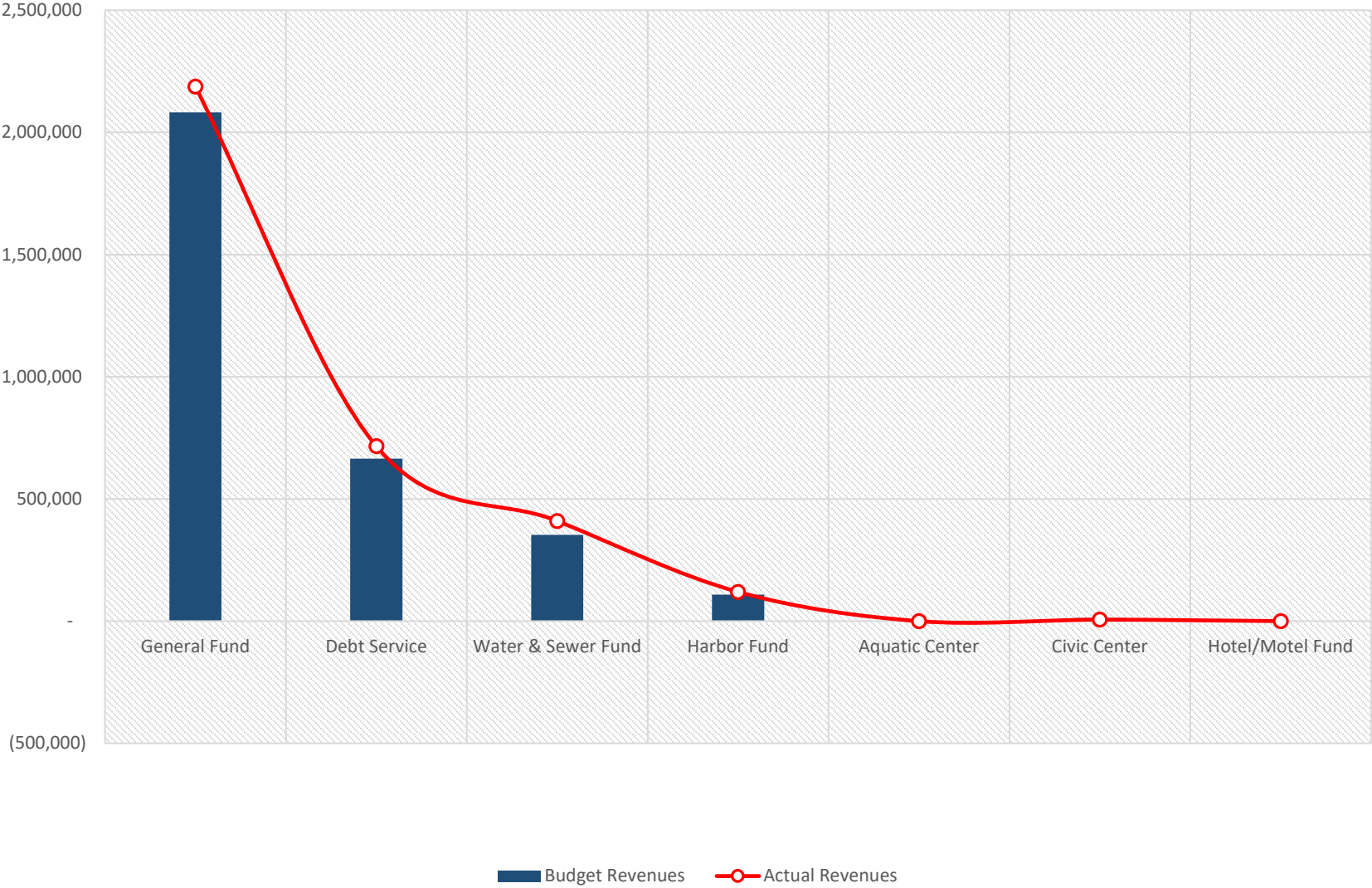
\*The remaining budget percent for Revenues should be 83.33% or less to be on track with budgeted revenues.

\*The remaining budget percent for Expenditures should be 83.33% or greater to be on track with budgeted expenditures.

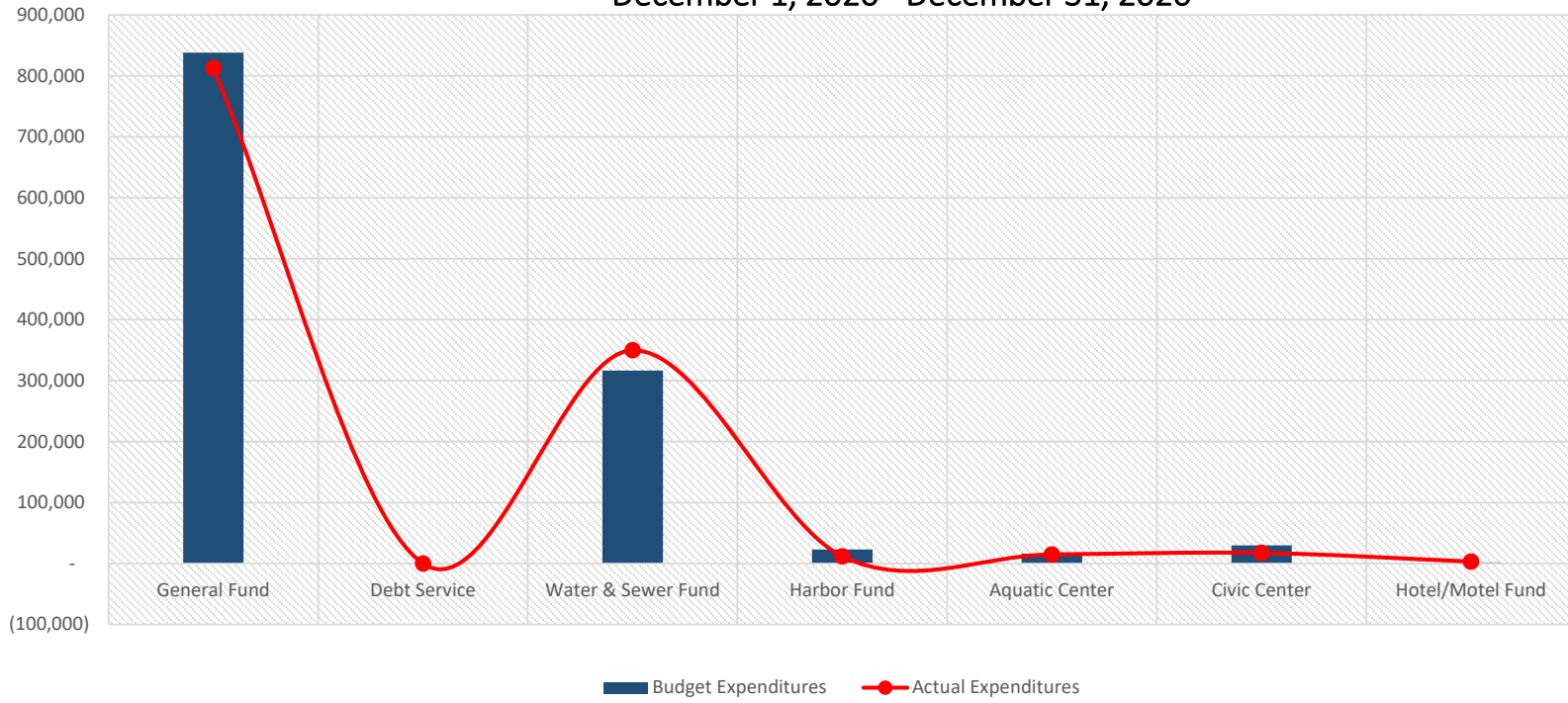
# Revenues

## Budget vs Acutal

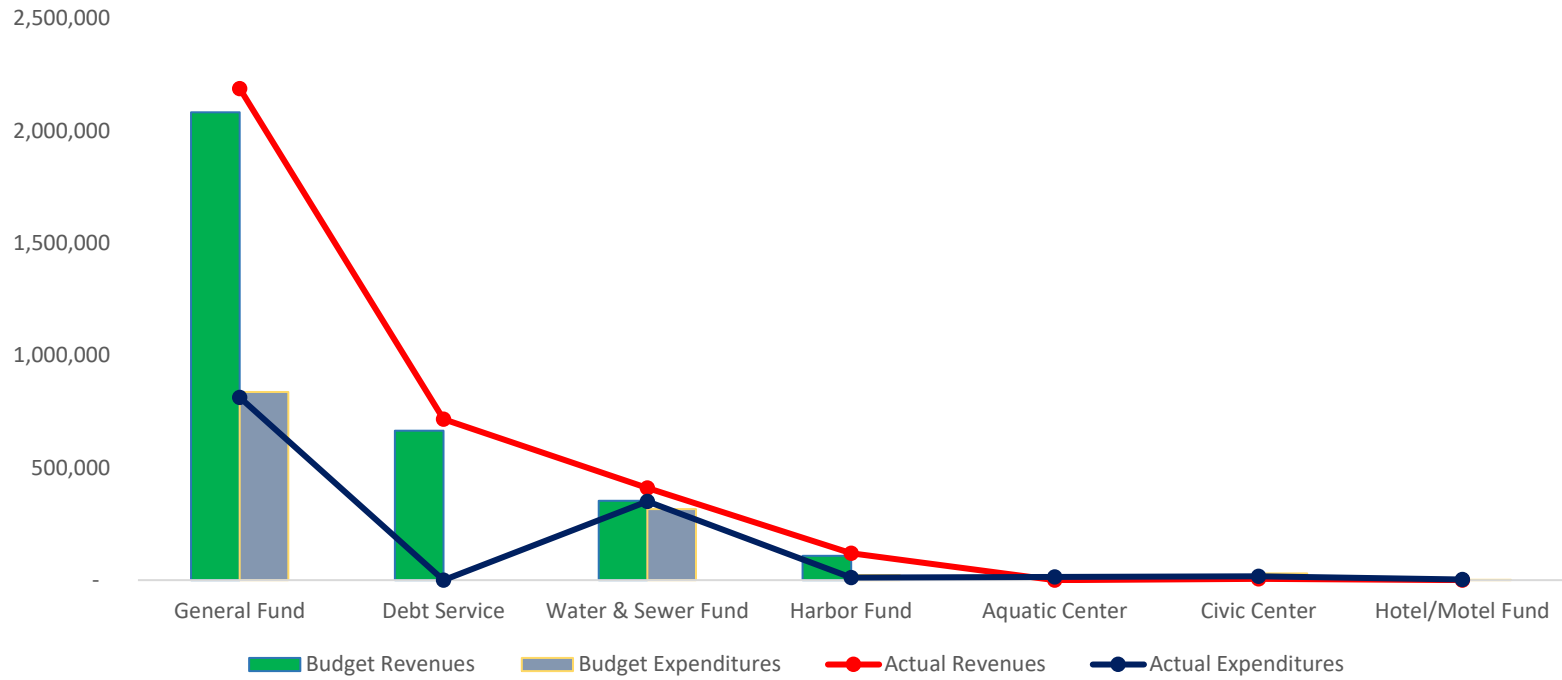
December 1, 2020 - December 31, 2020



# Expenditures Budget vs Actual December 1, 2020 - December 31, 2020

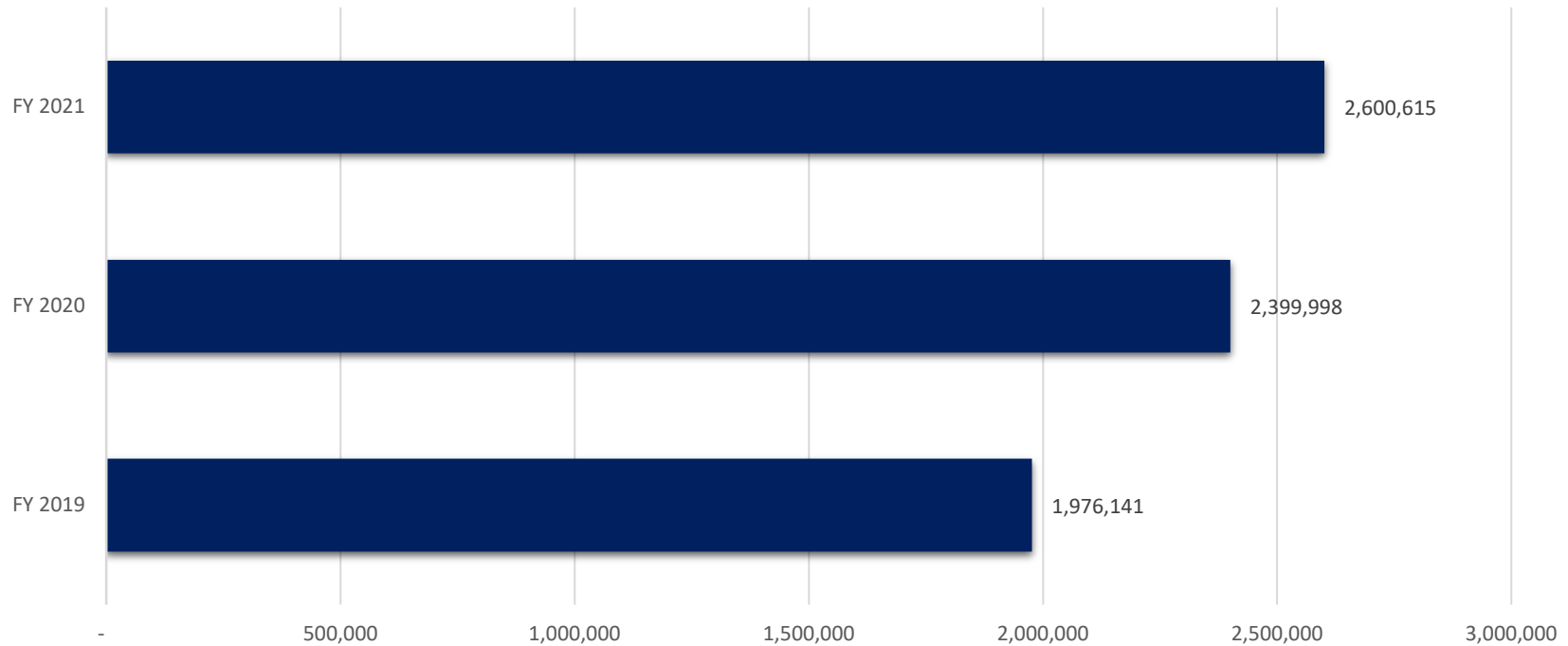


### Monthly Budget vs Actual Revenue & Expenditures



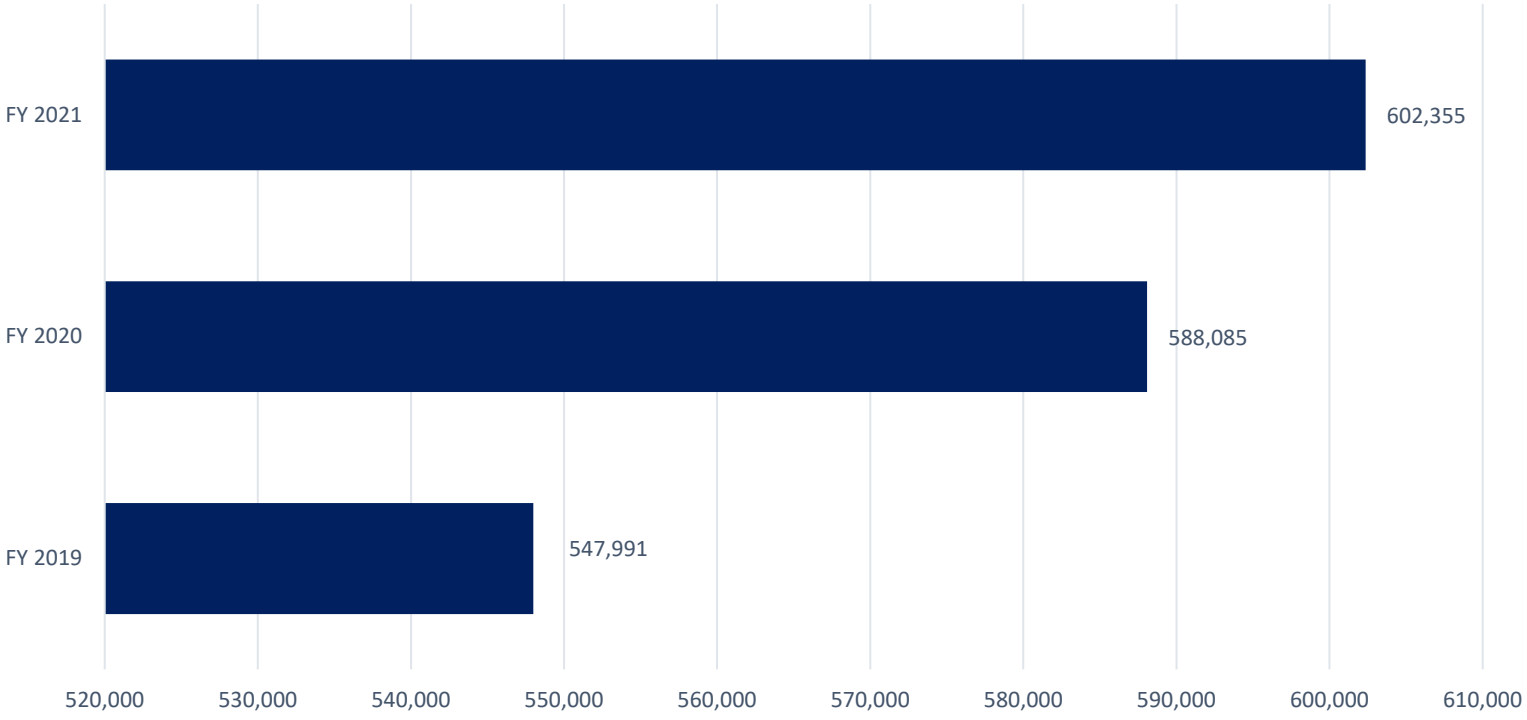
# Property Tax Collected

## October 1, 2020 to December 31, 2020



# Sales Tax Collected

## October 1, 2020 - December 31, 2020





## Sales Tax Collected October 1, 2020 - December 31, 2020

