



CITY OF ARANSAS PASS

AGENDA MEMORANDUM

City Council Meeting of September 16, 2019

Date: September 12, 2019

To: Mayor and City Council

From: Sandra Garcia, Director of Finance
sgarcia@aransaspasstx.gov

Title: Financial Report for the Month Ending August 31, 2019

PURPOSE: Present Financial Report.

BACKGROUND AND FINDINGS:

For the month of July 2019, actual expenditures exceeded budgeted revenues.

There are two departments that are of concern based on their performances, Aquatic Center and Civic Center.

Sales tax compared to 2018 are down \$245,786 but are up by \$224,949 as compared to 2017. The spike in sales tax collection in 2018 sales tax collection can be attributed to hurricane recovery which has since tapered off.

**City of Aransas Pass
Financial Report
Month The Ending August 31, 2019**

	<u>Current Budgeted</u>	<u>Current Actual</u>	<u>Annual Budget</u>	<u>YTD Actual</u>	<u>Remaining Budget %*</u>
<u>General Fund</u>					
Revenue	552,187	586,815	9,927,574	8,950,957	9.84%
Expenditures	740,588	904,678	9,636,503	8,746,671	9.23%
	<u>(188,401)</u>	<u>(317,862)</u>	<u>291,070</u>	<u>204,286</u>	
<u>Debt Service Fund</u>					
Revenue	9,249	10,966	1,725,113	1,636,516	5.14%
Expenditures	-	-	1,670,198	1,669,552	0.04%
	<u>9,249</u>	<u>10,966</u>	<u>54,915</u>	<u>(33,036)</u>	
<u>Water & Sewer Fund</u>					
Revenue	358,558	378,909	4,302,700	3,814,164	11.35%
Expenditures	379,743	266,649	4,592,811	3,049,137	33.61%
	<u>(21,184)</u>	<u>112,260</u>	<u>(290,111)</u>	<u>765,027</u>	
<u>Harbor Fund</u>					
Revenue	8,190	13,750	330,000	356,672	-8.08%
Expenditures	27,406	16,635	329,871	211,255	35.96%
	<u>(19,216)</u>	<u>(2,885)</u>	<u>129</u>	<u>145,417</u>	
<u>Aquatics Center</u>					
Revenue	22,742	28,187	384,998	184,878	51.98%
Expenditures	32,694	72,606	400,542	321,632	19.70%
	<u>(9,952)</u>	<u>(44,419)</u>	<u>(15,544)</u>	<u>(136,754)</u>	
<u>Civic Center</u>					
Revenue	32,572	4,895	390,860	61,673	84.22%
Expenditures	26,175	20,646	370,800	233,760	36.96%
	<u>6,397</u>	<u>(15,751)</u>	<u>20,060</u>	<u>(172,087)</u>	
<u>Hotel/Motel Fund</u>					
Revenue	20,492	3,997	245,900	188,201	23.46%
Expenditures	20,492	60,418	245,900	195,697	20.42%
	<u>-</u>	<u>(56,421)</u>	<u>-</u>	<u>(7,496)</u>	
<u>Overall</u>					
Revenue	1,003,990	1,027,520	17,307,145	15,193,061	12.22%
Expenditures	1,227,097	1,341,631	17,246,625	14,427,703	16.34%
	<u>(223,108)</u>	<u>(314,111)</u>	<u>60,519</u>	<u>765,358</u>	

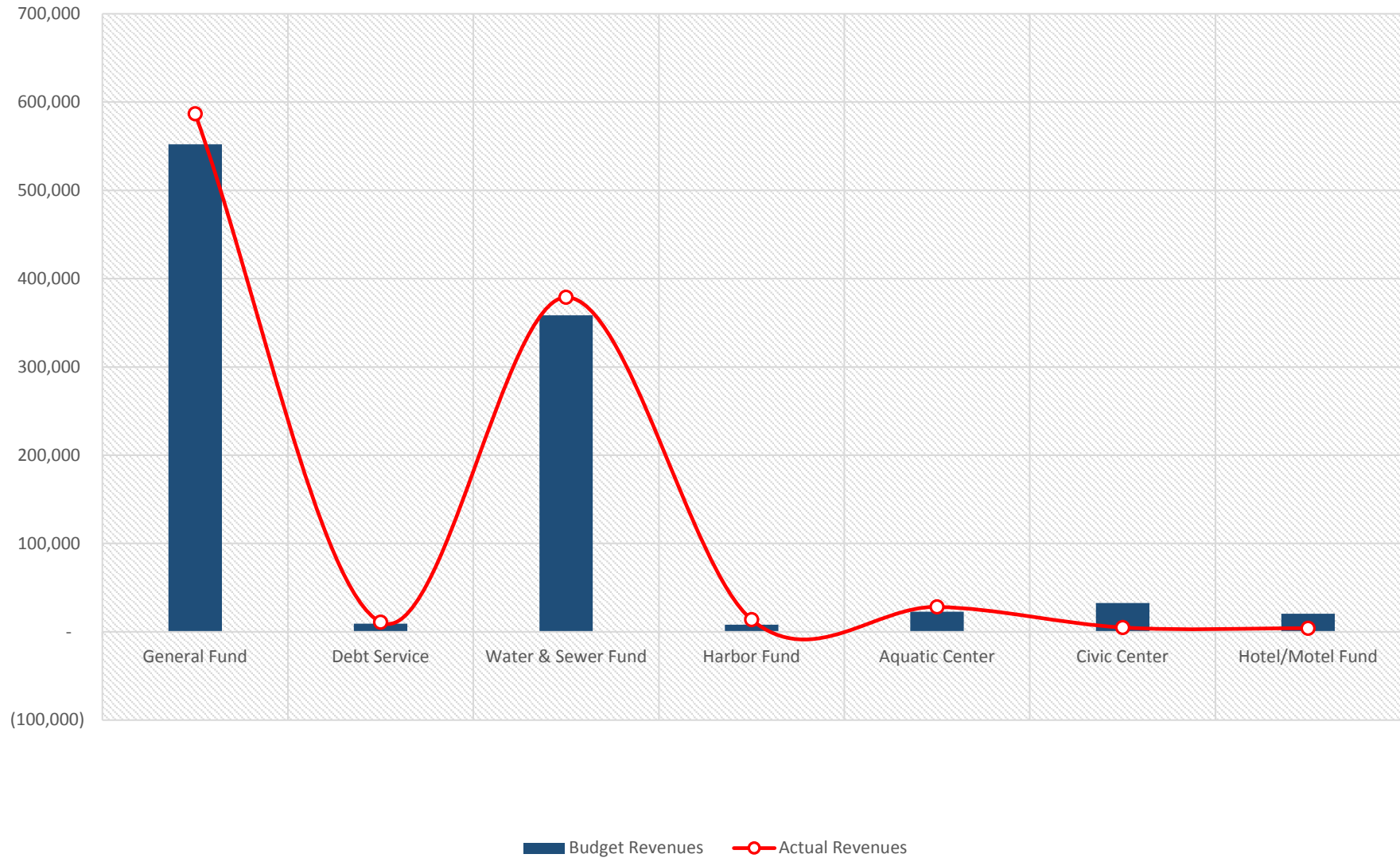
*The remaining budget percent for Revenues should be 8.33% or less to be on track with budgeted revenues.

*The remaining budget percent for Expenditures should be 8.33% or greater to be on track with budgeted expenditures.

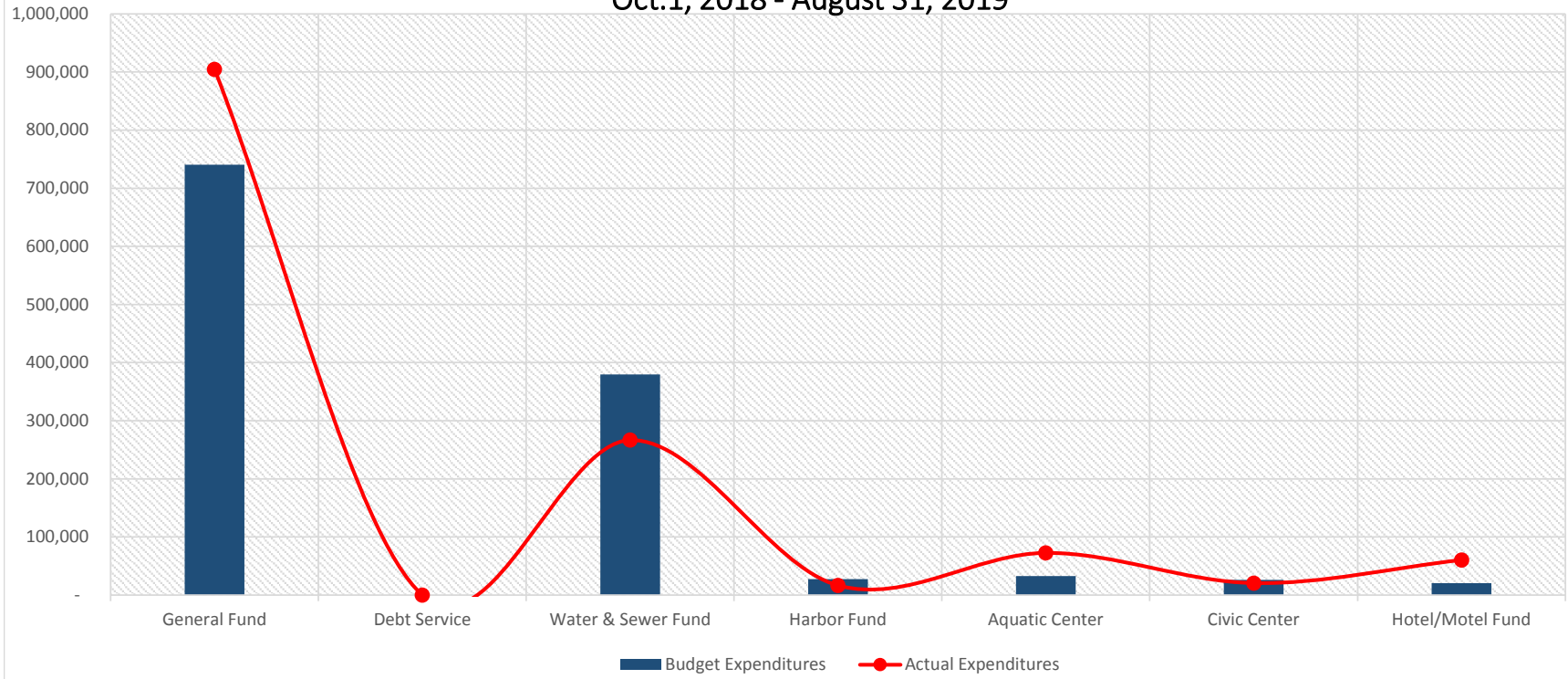
Revenues

Budget vs Actual

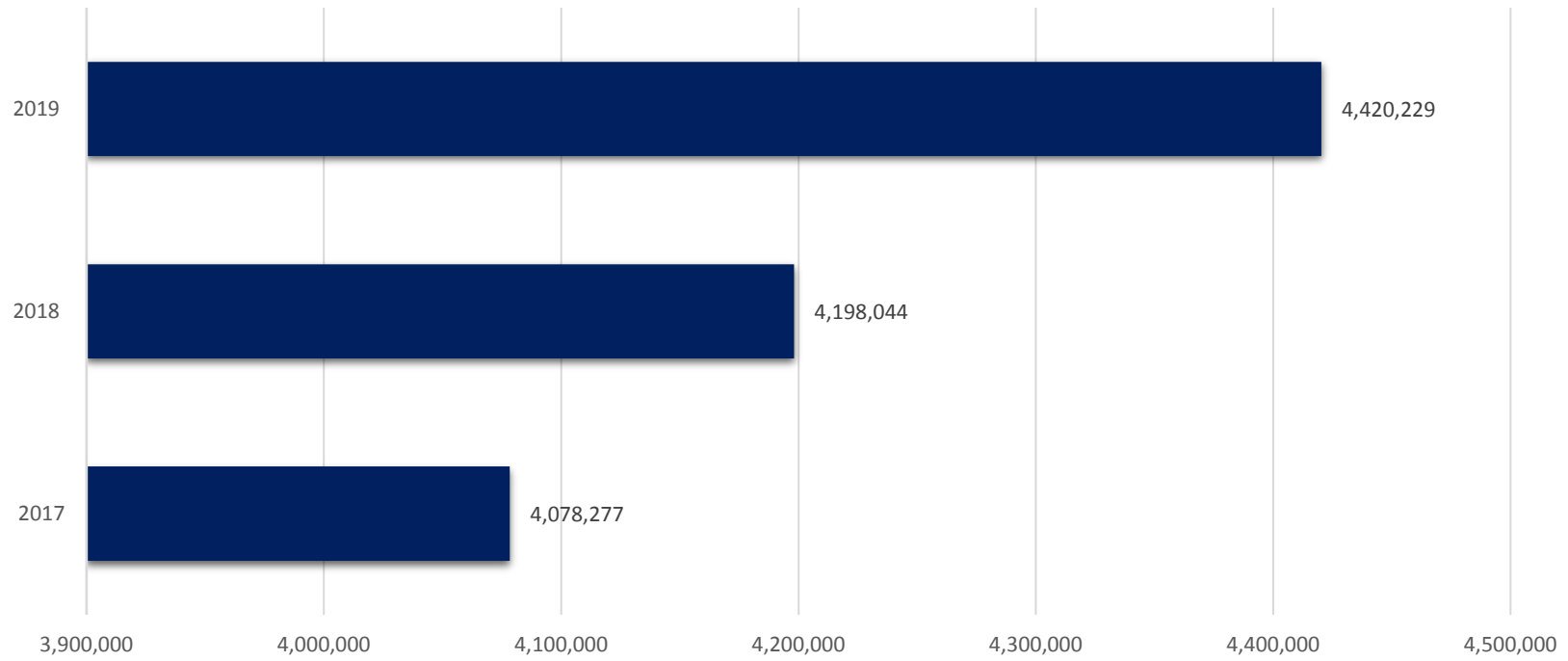
Oct.1, 2018 - August 31, 2019



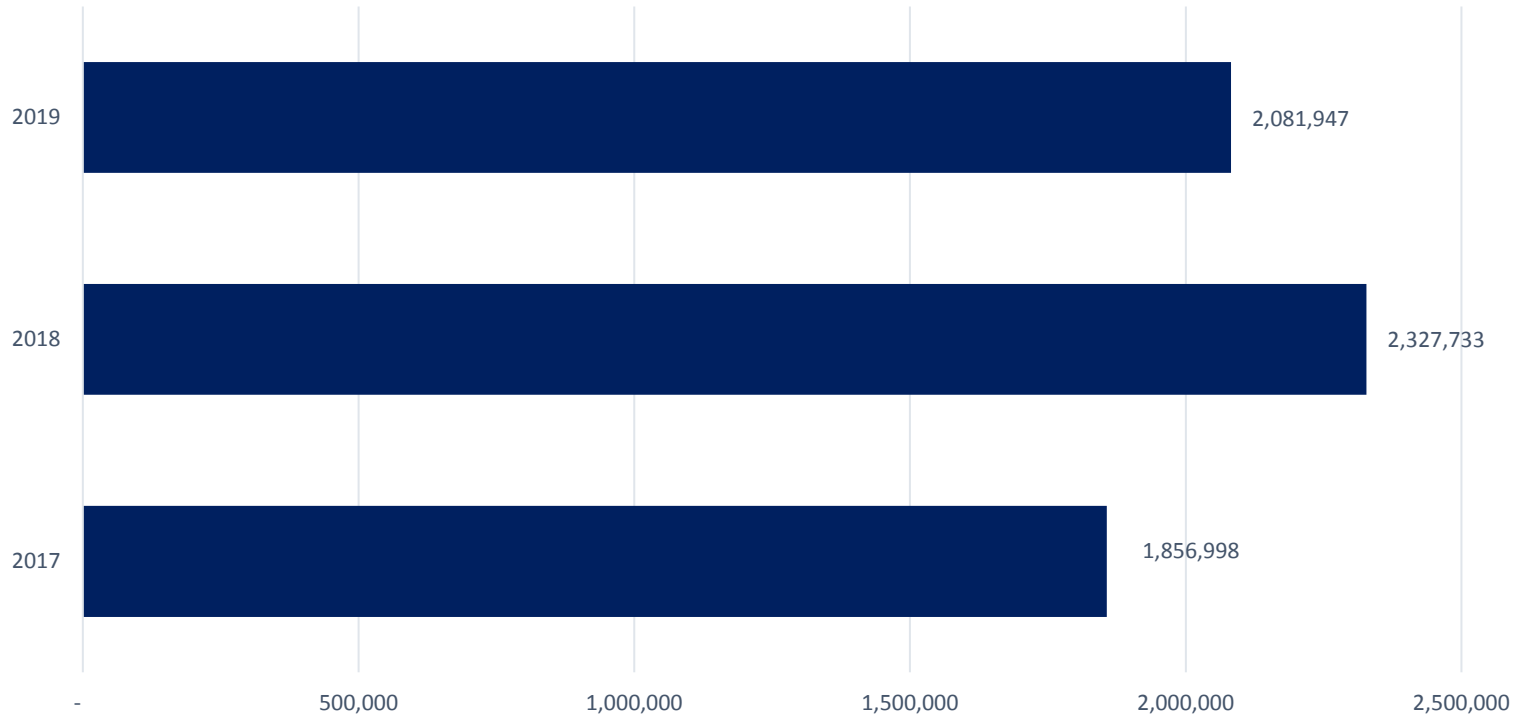
Expenditures Budget vs Actual Oct.1, 2018 - August 31, 2019



Property Tax Collected Oct. 1, 2018 to August 31, 2019



Sales Tax Collected Oct. 1, 2018 - August 31, 2019



Sales Tax Collected Oct. 1 - August 31, 2019

