

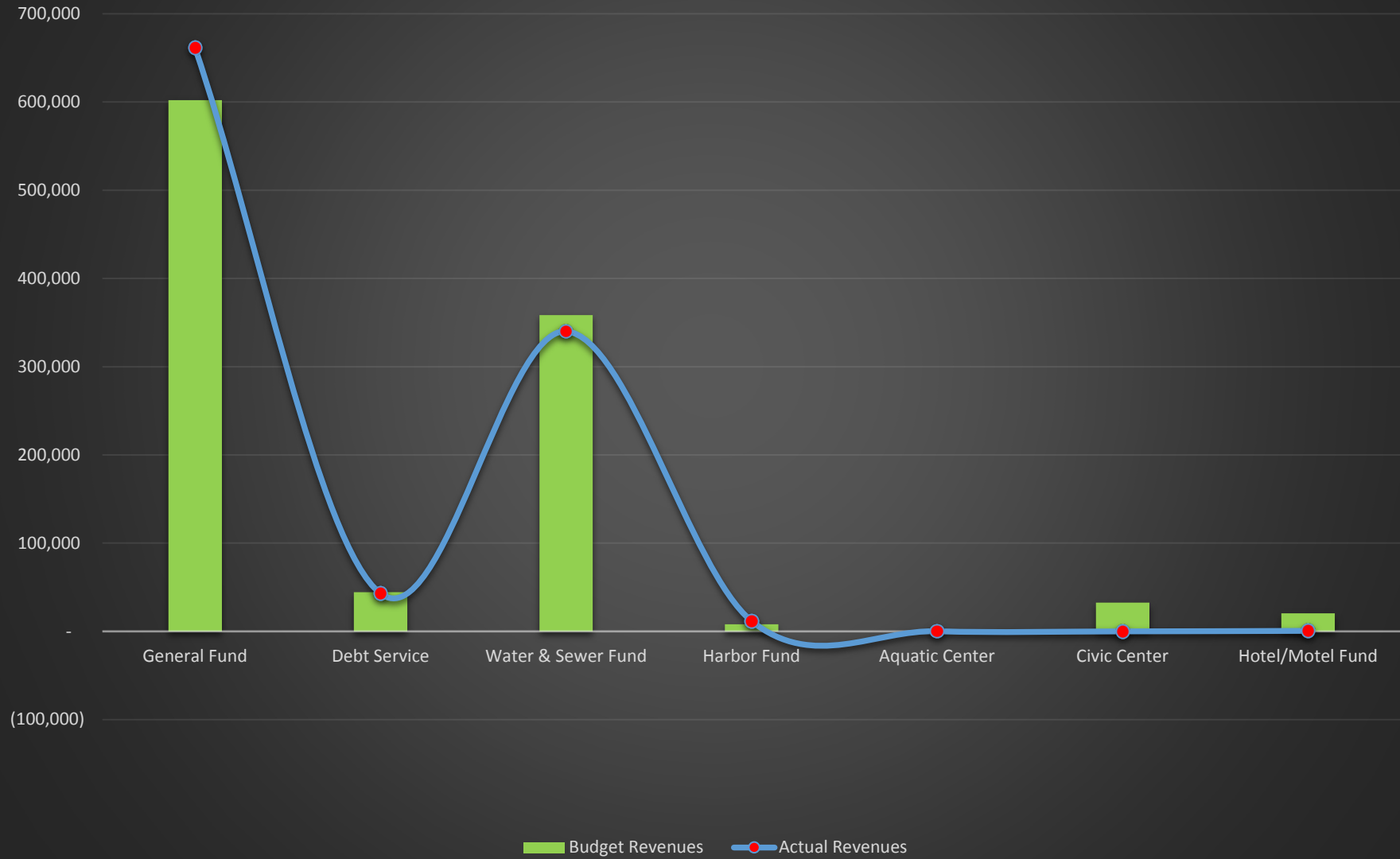
**City of Aransas Pass
Financial Report
Month The Ending March 31, 2019**

	<u>Current Budgeted</u>	<u>Current Actual</u>	<u>Annual Budget</u>	<u>YTD Actual</u>	<u>Remaining Budget %*</u>
<u>General Fund</u>					
Revenue	602,123	661,222	9,518,435	5,975,362	37.22%
Expenditures	759,338	822,675	9,248,723	4,800,557	48.09%
	<u>(157,215)</u>	<u>(161,452)</u>	<u>269,712</u>	<u>1,174,805</u>	
<u>Debt Service Fund</u>					
Revenue	44,572	42,895	1,725,113	1,527,691	11.44%
Expenditures	-	-	1,670,198	1,173,092	29.76%
	<u>44,572</u>	<u>42,895</u>	<u>54,915</u>	<u>354,598</u>	
<u>Water & Sewer Fund</u>					
Revenue	358,558	340,081	4,302,700	2,011,718	53.25%
Expenditures	379,743	254,897	4,592,811	1,692,873	63.14%
	<u>(21,184)</u>	<u>85,184</u>	<u>(290,111)</u>	<u>318,845</u>	
<u>Harbor Fund</u>					
Revenue	8,190	11,723	330,000	199,017	39.69%
Expenditures	27,406	15,733	329,871	80,923	75.47%
	<u>(19,216)</u>	<u>(4,010)</u>	<u>129</u>	<u>118,095</u>	
<u>Aquatics Center</u>					
Revenue	-	150	384,998	525	99.86%
Expenditures	34,747	16,805	400,542	76,015	81.02%
	<u>(34,747)</u>	<u>(16,655)</u>	<u>(15,544)</u>	<u>(75,490)</u>	
<u>Civic Center</u>					
Revenue	32,572	-	390,860	21,615	94.47%
Expenditures	26,175	21,370	370,800	113,331	69.44%
	<u>6,397</u>	<u>(21,370)</u>	<u>20,060</u>	<u>(91,716)</u>	
<u>Hotel/Motel Fund</u>					
Revenue	20,492	587	245,900	133,764	45.60%
Expenditures	20,492	-	245,900	129,154	47.48%
	<u>-</u>	<u>587</u>	<u>-</u>	<u>4,610</u>	
<u>Overall</u>					
Revenue	1,066,507	1,056,658	16,898,006	9,869,692	41.59%
Expenditures	1,247,900	1,131,480	16,858,845	8,065,946	52.16%
	<u>(181,394)</u>	<u>(74,822)</u>	<u>39,161</u>	<u>1,803,746</u>	

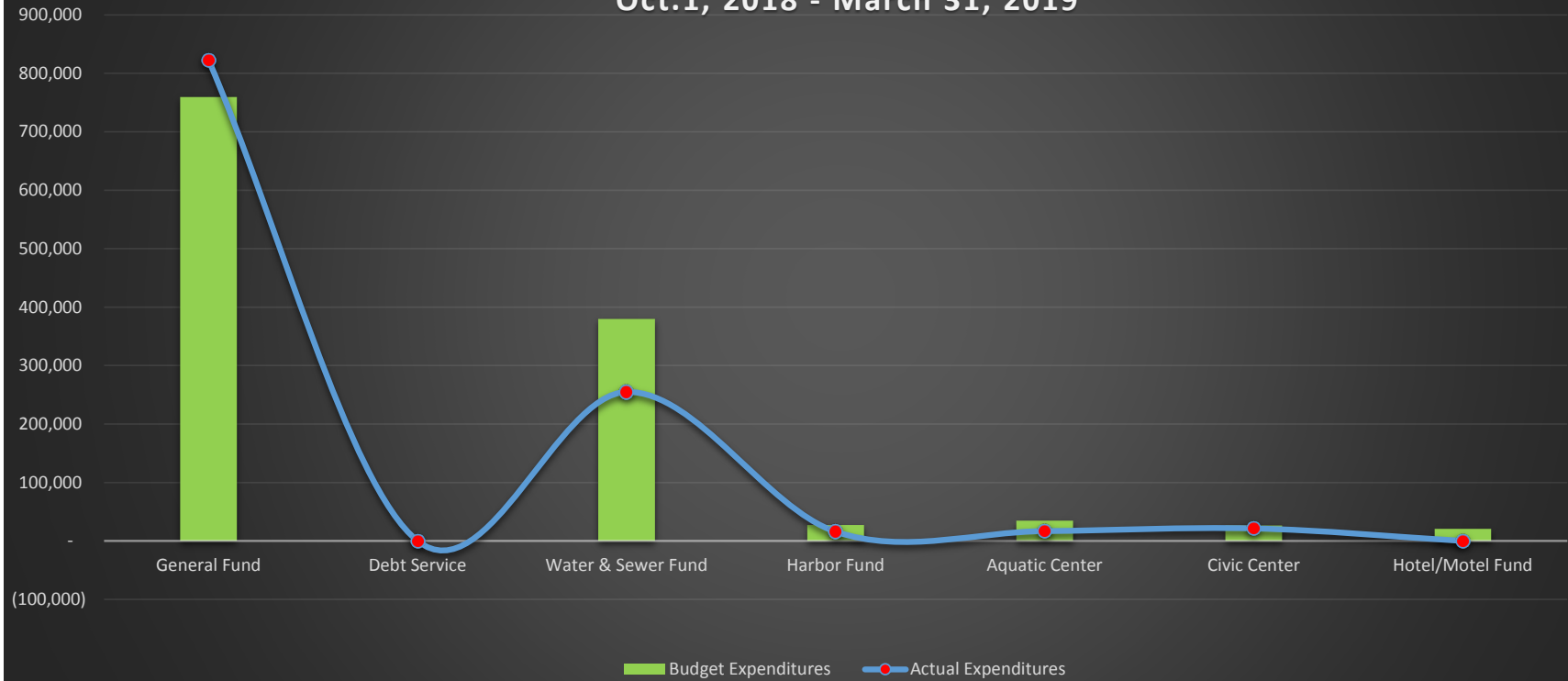
*The remaining budget percent for Revenues should be 50.00% or less to be on track with budgeted revenues.

*The remaining budget percent for Expenditures should be 50.00% or greater to be on track with budgeted expenditures.

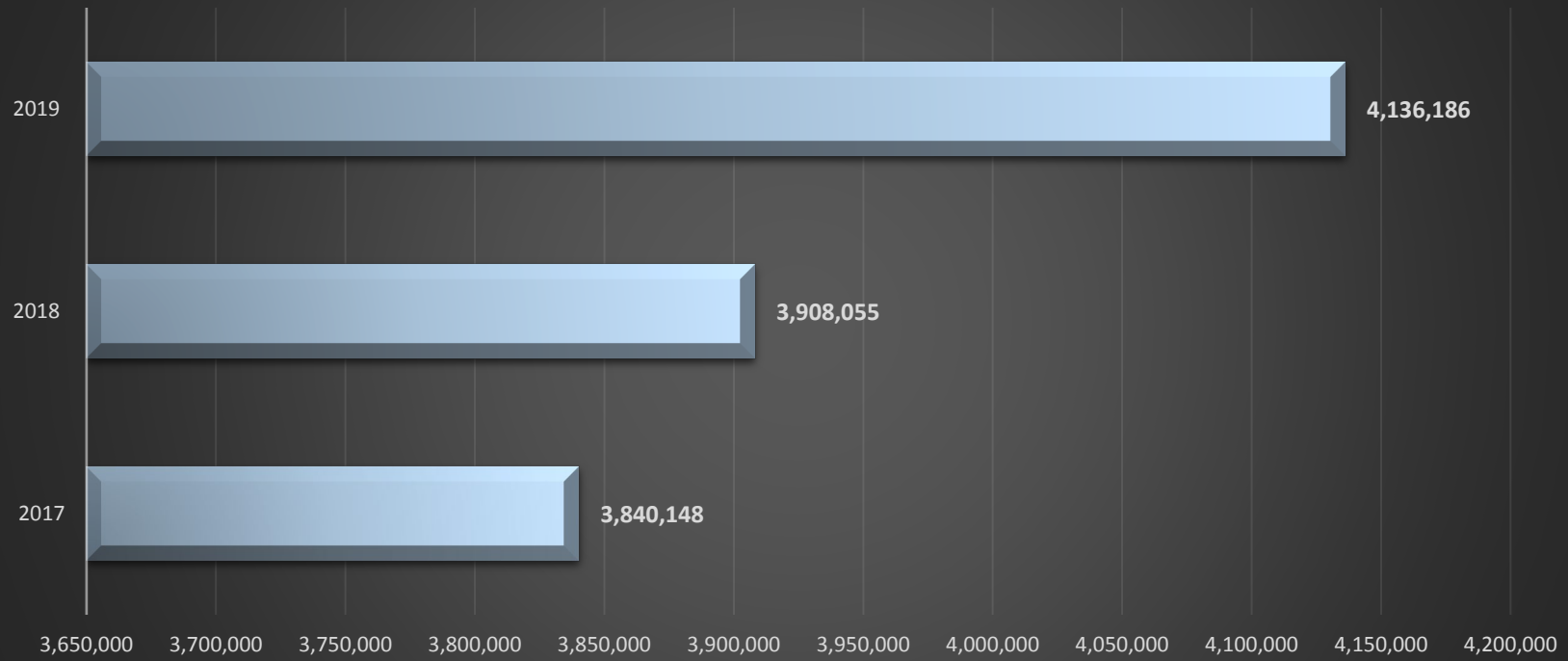
Revenues Budget vs Actual Oct.1, 2018 - March 31, 2019



Expenditures Budget vs Actual Oct.1, 2018 - March 31, 2019

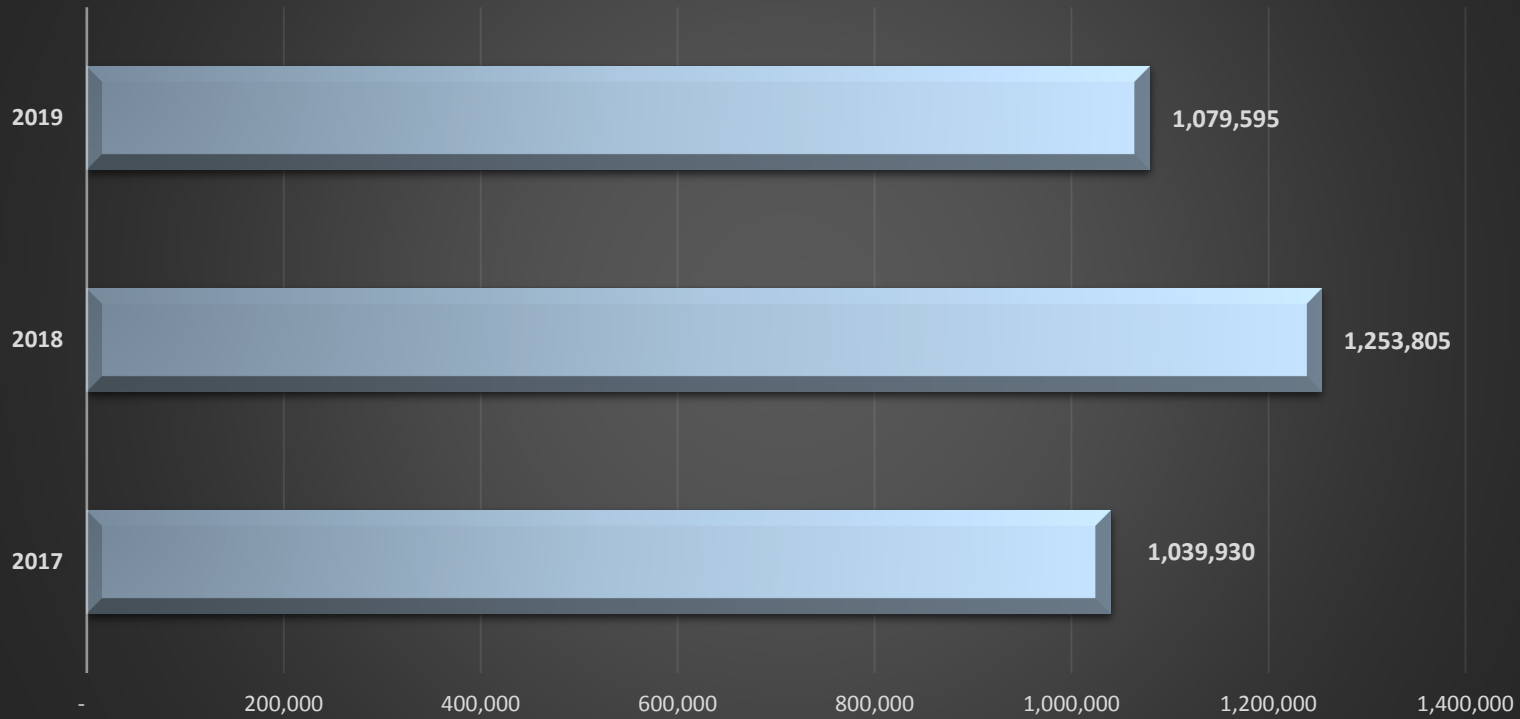


Property Tax Collected Year To Date as of March 31, 2019 2019



Sales Tax Collected

Year to Date as of March 31, 2019



Sales Tax Collected Year to Date as of March 31, 2019

