



CITY OF ARANSAS PASS

AGENDA MEMORANDUM

City Council Meeting of February 19, 2019

Date: February 13, 2019

To: Mayor and City Council

From: Sandra Garcia, Director of Finance

Title: Financial Report for the Month Ending January 31, 2019

PURPOSE: Present Financial Report.

BACKGROUND AND FINDINGS:

Overall revenues collected for the month did not meet the benchmark set in the budget for the month. Expenditures were down as compared to the budgeted amounts. There are no revenues for the Aquatic Center because the season does not begin until the end of May. The Civic Center does not have any revenues but the facility will be rented as is starting the beginning of the year until all repairs are done. Sales tax compared to 2018 are down \$105,896 but compared to 2017 they are up by \$18,463. The 2018 sales tax collection is the outlier because of the increase in sales due to the hurricane that has since tapered off.

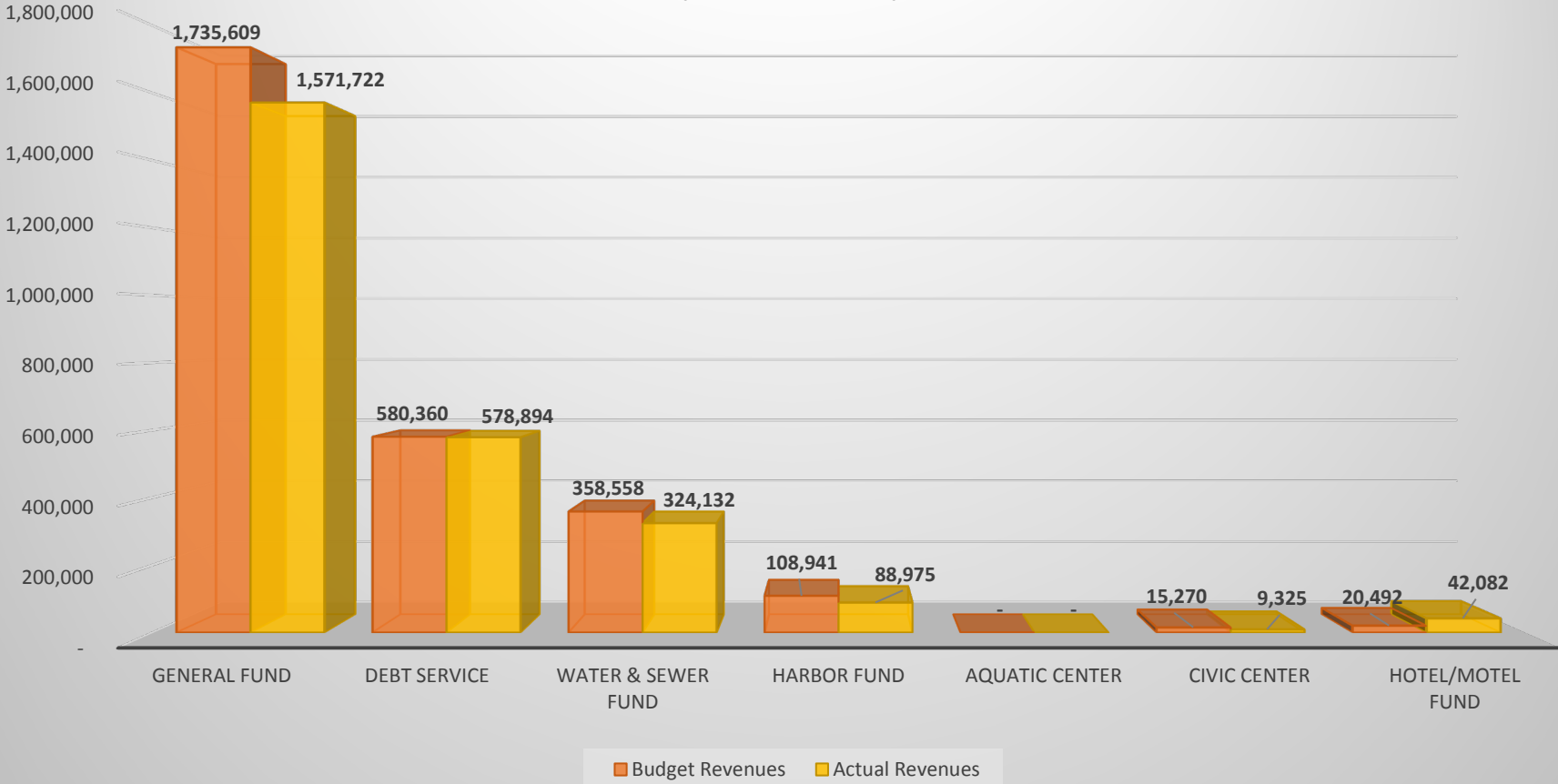
**City of Aransas Pass
Financial Report
Month The Ending January 31, 2019**

	Current Budgeted	Current Actual	Annual Budget	YTD Actual	Remaining Budget %*
<u>General Fund</u>					
Revenue	1,735,609	1,571,722	9,518,435	4,539,684	52.31%
Expenditures	836,161	662,410	9,248,723	3,090,722	66.58%
	<u>899,449</u>	<u>909,313</u>	<u>269,712</u>	<u>1,448,961</u>	
<u>Debt Service Fund</u>					
Revenue	580,360	578,894	1,725,113	1,319,390	23.52%
Expenditures	1,173,625	1,173,092	1,670,198	1,173,092	29.76%
	<u>(593,265)</u>	<u>(594,199)</u>	<u>54,915</u>	<u>146,298</u>	
<u>Water & Sewer Fund</u>					
Revenue	358,558	324,132	4,302,700	1,365,624	68.26%
Expenditures	388,168	518,997	4,592,811	1,178,432	74.34%
	<u>(29,609)</u>	<u>(194,864)</u>	<u>(290,111)</u>	<u>187,192</u>	
<u>Harbor Fund</u>					
Revenue	108,941	88,975	330,000	169,125	48.75%
Expenditures	27,656	19,649	329,871	56,083	83.00%
	<u>81,285</u>	<u>69,326</u>	<u>129</u>	<u>113,041</u>	
<u>Aquatics Center</u>					
Revenue	-	-	384,998	75	99.98%
Expenditures	34,747	10,449	400,542	44,640	88.86%
	<u>(34,747)</u>	<u>(10,449)</u>	<u>(15,544)</u>	<u>(44,565)</u>	
<u>Civic Center</u>					
Revenue	15,270	9,325	390,860	9,325	97.61%
Expenditures	40,175	17,841	370,800	74,487	79.91%
	<u>(24,904)</u>	<u>(8,516)</u>	<u>20,060</u>	<u>(65,162)</u>	
<u>Hotel/Motel Fund</u>					
Revenue	20,492	42,082	245,900	132,869	45.97%
Expenditures	20,492	-	245,900	79,768	67.56%
	<u>-</u>	<u>42,082</u>	<u>-</u>	<u>53,100</u>	
<u>Overall</u>					
Revenue	2,819,230	2,615,130	16,898,006	7,536,092	55.40%
Expenditures	2,521,023	2,402,438	16,858,845	5,697,225	66.21%
	<u>298,208</u>	<u>212,692</u>	<u>39,161</u>	<u>1,838,867</u>	

*The remaining budget percent for Revenues should be 66.68% or less to be on track with budgeted revenues.

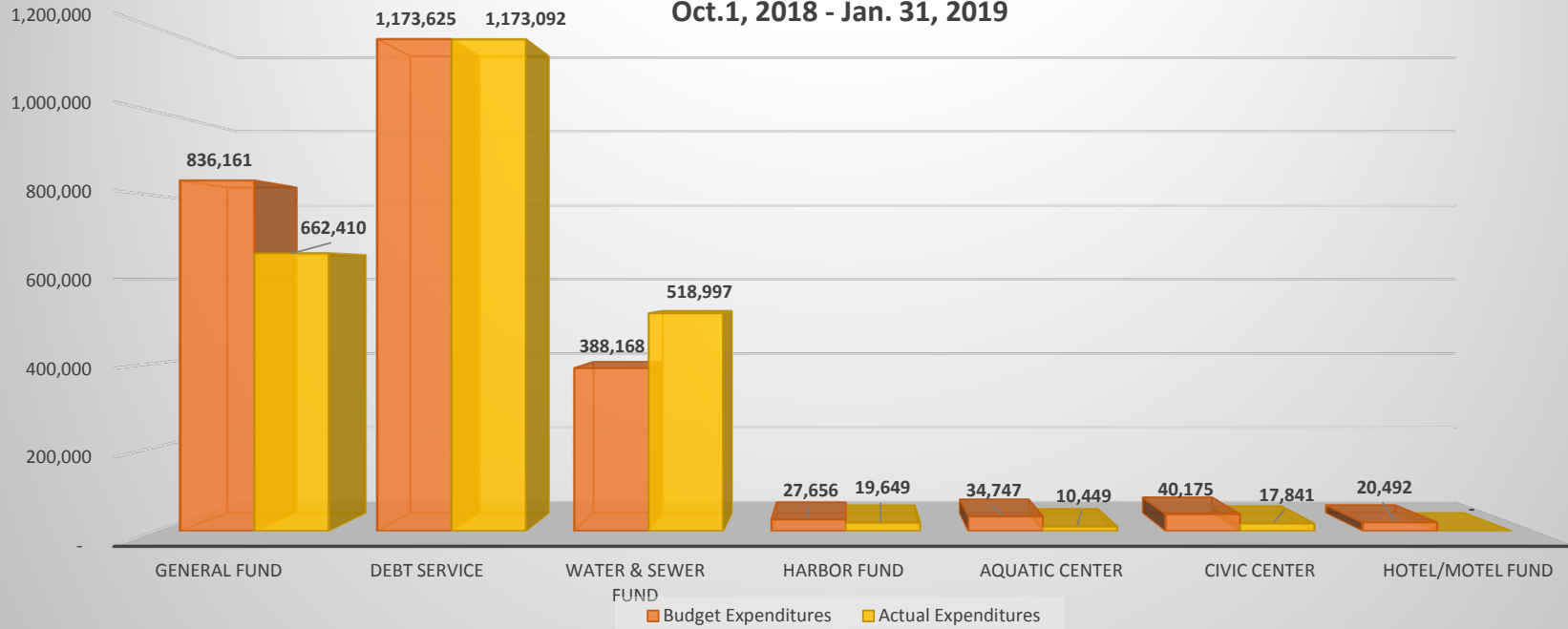
*The remaining budget percent for Expenditures should be 66.68% or greater to be on track with budgeted expenditures.

Revenues
Budget vs Actual
Oct.1, 2018 - Jan. 31, 2019

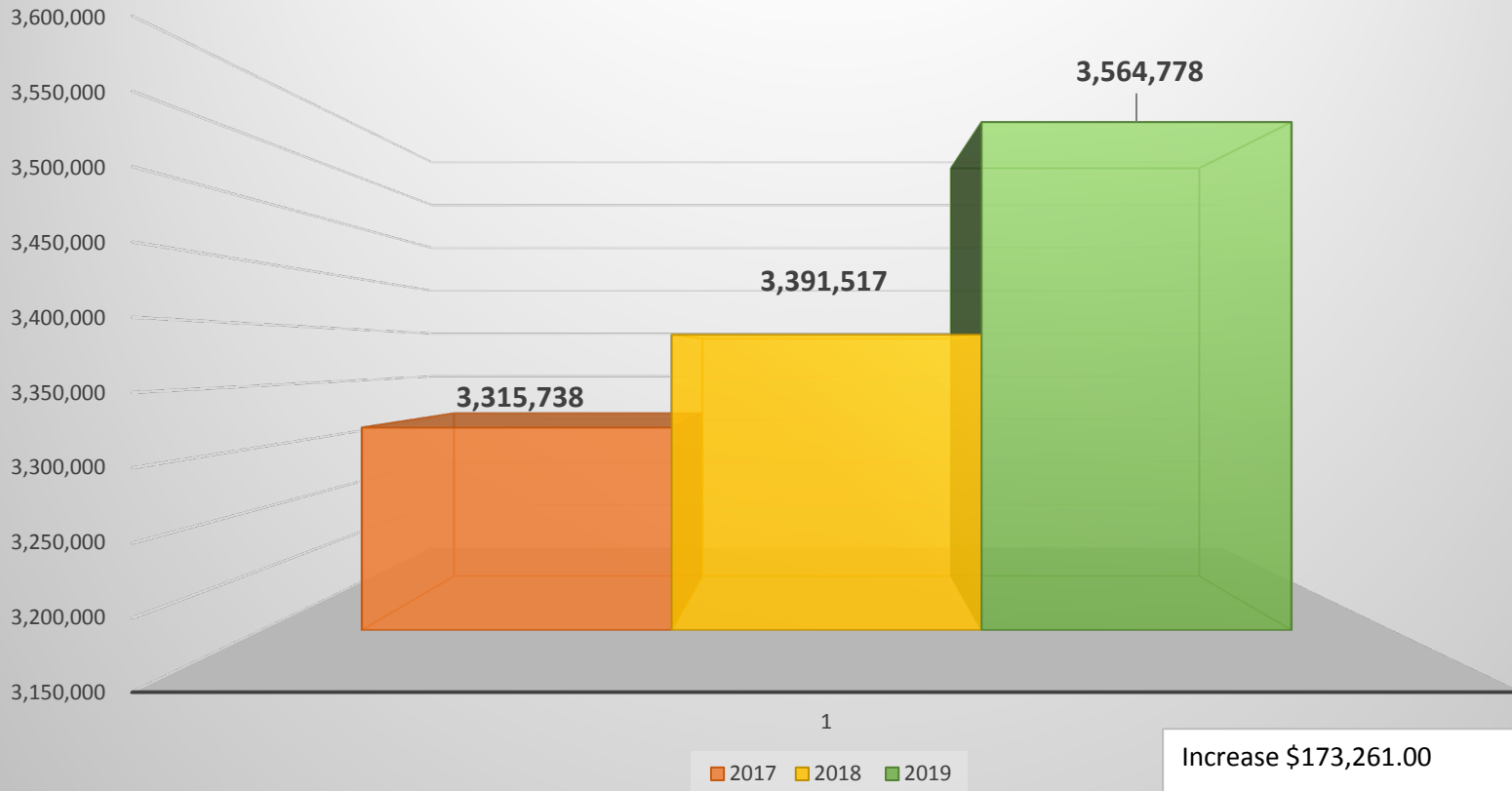


Expenditures Budget vs Actual

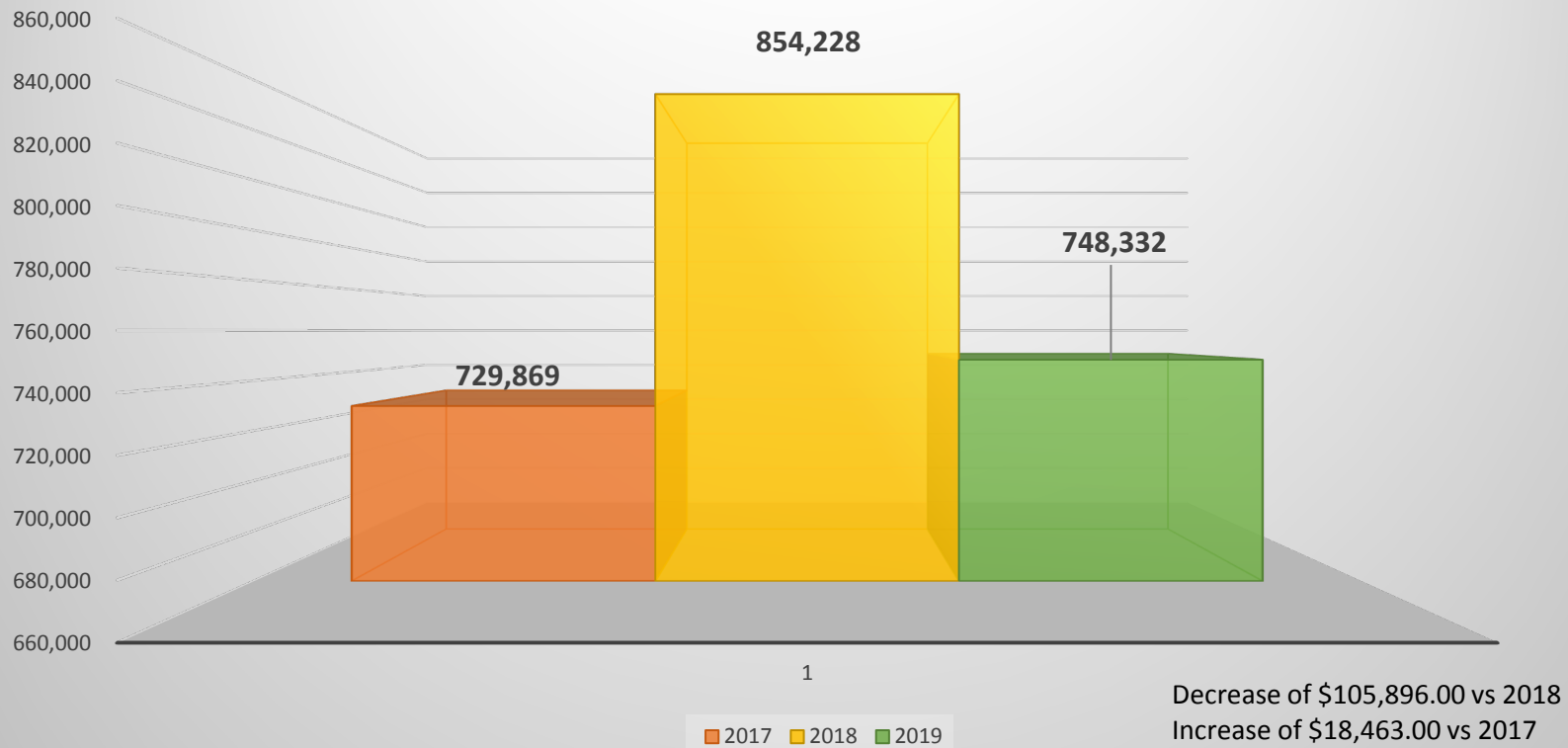
Oct.1, 2018 - Jan. 31, 2019



Property Tax Collected Year To Date as of January 31, 2019



Sales Tax Collected Year to Date as of January 31, 2019



Sales Tax Collected

Year to Date as of January 31, 2019

